



Garage Door range guide



Style, Quality
& Great Value



JANUARY 2025



Steel up & over garage door



UK ISO
CA 9001

All Fort Doors products are UKCA/CE marked and built within our audited ISO 9001 quality systems



BRITISH MADE
BRITISH OWNED

Welcome

Garagedoorsonline is all about great products at everyday pricing. Built to last and packed with features that make them a pleasure to use, they are exceptional for their good value and striking good looks.

This brochure showcases an extended range of doors that are sure to make an impact. UKCA/CE marked and manufactured under our ISO 9001 quality systems, you can be sure of safety, reliability and quality.



Up & Over Garage Doors

See pages 04 to 13


Two up and over garage door ranges in steel and composite:

Steel up and over doors are designed for a long, reliable life and are available with retractable or canopy lifting gear.

Composite up and over doors are made from an incredibly strong, dent resistant modern composite laminate and are available with retractable or canopy lifting gear.



Powerful,
classy,
reliable



All retractable up and over doors are ready for automation.

Automation



Fort Sprint

Automation for retractable doors gives a quiet smooth remote opening of your garage door.



Side Hinged Comparison

Which side hinged garage door is right for you? Use our handy introduction and comparison chart to choose your ideal door - security, insulation, handle choices, draught resistance and a host of other features, all compared!

See pages 14 to 15



Classic Side Hinged Garage Doors

See pages 16 to 19

Fort's Classic range of side hinged doors in steel are brought up to date with three sided seals and effective cable operated locking. There are designs available with windows, 50:50 and 1/3 - 2/3 split opening and all designs are available with matching side doors.



Pro Side Hinged Garage Doors

See pages 20 to 30



The Pro ranges of side hinged garage doors are the next generation of garage doors, featuring elevated designs and steel and aluminium construction. Three ranges:

Icon - single skin un-insulated doors with mortice locking.

Pro20 - insulated doors with 20mm thick, double skin insulated panels, mortice locking and 1-star security.

Pro 51 Therma - the ultimate side hinged garage door - unmatched thermal performance, strength and security with 51mm thick aluminium, thermally broken profiles with insulated panels, thermally broken frame and threshold and **Garage-Protect** 3-star security as standard.



Steel up and over garage doors



Steel Up & Over Garage doors are a timeless and reliable choice. Choose a style and colour and you have a strong and secure door that will look good for years to come with the minimum of effort.



Single doors up to 9'0" wide and 7'0" high are supplied with canopy lifting gear as standard.



Retractable lifting gear is available as an option on all door sizes up to 9'0" wide and 7'0" high and standard for all doors over this size.

Made to last



All doors feature a strong sub-chassis with bracing plates to ensure rigidity of the door panel.



Up and over doors feature simple but effective cable operated latches that are engaged and disengaged with the locking handle.



The internal lock handle.



Canopy gear is spring assisted and provides a simple and effective solution for doors up to 9'0" wide.



The inside face of our canopy doors showing the twin point lock latches and the high quality corrosion protected components.



Retractable doors run on smooth polymer rollers in suspended tracks and are perfect for remote control operation.



All Fort Doors are UKCA/CE marked and comply fully with current safety legislation. Canopy doors feature an anti-drop device in the unlikely event that a lifting cable should fail.



Lock handles

All up and over doors have a black lock handle as standard.

Security is solid and dependable. The attractive black handle sits easily in the hand and is lockable. Strong steel bracing ensures the door is a barrier to forced entry.





Dorridge with windows




Dorridge



Highworth with windows



Highworth



Plain



Waterford



Stockton Cross



Clear



Stippled



Black Mock

Window designs are all supplied with plastic Perspex in clear, stipple or black mock glazing with a choice of plain, Waterford or Stockton Cross designs.

Colour Options

Black Grey RAL7021	Jet Black RAL9005	Steel Blue RAL5011	Cobalt Blue RAL5013	Sky Blue RAL5015	Gentian Blue RAL5010	Signal Blue RAL5005	Light Blue RAL5012	Moss Green RAL6005	Fir Green RAL6009	Chartwell Green BS 14, C 35	Ruby Red RAL3003	Traffic Red RAL3020
Chocolate Brown RAL8017	Clay Brown RAL8003	Mahogany Brown RAL8016	Light Ivory RAL1015	Cream RAL9001	Traffic Yellow RAL1023							

Steel up and over garage doors



Grendon



Kingham



Colour Options



Vertical Standard Rib




Horizontal Standard Rib



Vertical Medium Rib



Horizontal Medium Rib



Vertical Wide Rib



Horizontal Wide Rib



The classic horizontally and vertically ribbed door is brought up to date with a choice of rib profiles. The wider the rib the more contemporary the look.

Steel up and over garage doors



Asthall Vertical small rib with windows




Plain



Waterford



Stockton Cross



Clear

Stippled

Black Mock

Window designs are all supplied with plastic Perspex in clear, stipple or black mock glazing with a choice of plain, Waterford or Stockton Cross designs.


Asthall Vertical medium rib with windows



Walgrave



Windows are supplied with plastic Perspex in clear, stipple or black mock glazing.



Stippled glazing option.



Black mock glazing option, the inside of the door is shown above.



Colour Options

Composite up and over garage doors



GLOSS

Composite garage doors are low maintenance.

Composite is an incredibly strong, dent resistant modern laminate with a better strength to weight ratio than steel. The door face is devoid of joints, seams, rivets or fastenings to detract from its good looks.

All doors are supplied fully finished, won't warp, shrink or rust and are virtually maintenance free. Doors are available in white gloss and woodgrain styles.



Richmond


Richmond with stippled square leading window option.

Optional Pre-Fitted Frames

All doors are available with the option of a pre-fitted steel frame* that provides simple installation and a stable platform for door operation.

*Double doors are supplied with frames as a knock-down kit.

Frames have an exterior powder coating available in white, brown or black. Please specify the colour required when ordering. Woodgrain doors are also available with a flat coloured frame that tones-in with the woodgrain shade of the door.




White

Black

Brown

Window Options



Stippled

Clear

Plain Black Mock Windows

Border Leading

Diamond Leading

Square Leading

Richmond and Cobham (page 31) doors are available with windows in mock black, stippled and clear with the option of border, diamond or square leading. Betchworth (page 31) and Weybridge doors are available with windows in mock black, stippled or clear. Lingfield doors (page 30) are available with windows in stippled and clear with the option of border, diamond or square leading.





Gloss doors are just that! The high gloss finish just requires an occasional wipe over to keep it in pristine condition.

Colour Options

Standard Gloss Colours



White



Magnolia

Gloss doors are available in white and magnolia. Finishes are minimal maintenance and require just a wipe over with a damp cloth to keep clean.

Weybridge



Weybridge shown with mock window option.



Weybridge shown with stippled window option detail.

Composite up and over garage doors



WOODGRAIN

Woodside



Verwood



Kingston



Lingfield




Sunbury



Colour Options

Standard Woodgrain Colours



Solid Woodgrain Colours



Woodgrain doors are available in a selection of woodtones. Finishes are minimal maintenance and require just a wipe over with a damp cloth to keep clean.

Cobham



Cobham with stippled window option.


Brockham



Ashtead



Betchworth



Side hinged garage doors overview



Classic Side Hinged

See pages 16 to 19

The classic, un-insulated choice...

Fort's Classic range of side hinged doors in steel is brought up to date with three sided seals and effective cable operated locking.



Pro Side Hinged

See pages 20 to 21 See options on pages 26 to 31.

The contemporary, un-insulated choice...

Pro side hinged doors combine a single skin steel door panel within an aluminium sub frame, all pre-hung in an aluminium frame. Doors are un-insulated and fitted with mortice locking.



Pro20 Insulated Side Hinged

See pages 22 to 23 See door designs and options on pages 26 to 31.

The insulated choice...

Pro20 insulated doors have 20mm thick double skin insulated panels, mortice locking and 1-star security as standard.



Pro51 Therma Insulated Side Hinged

See pages 24 to 25 See door designs and options on pages 26 to 31.

The ultimate secure and insulated choice...

The high performance side hinged garage door with unmatched thermal performance, strength and security with 51mm thick aluminium, thermally broken profiles with insulated panels, thermally broken frame and threshold and **Garage-Protect** 3-star security as standard.

*At 2.8/1.4 (based on a 2250mm x 2040mm door), the Fort insulated door compares favourably to some types of double-glazed windows.

Side hinged comparison...



Key: ● Standard ○ Optional

	Classic	Pro	Pro20	Pro51 Therma
Standard Colour(s)	White, Grey & Black	White, Grey & Black	White, Grey & Black	All Colour Options
Extra Colours	○	○	○	●
Euro Cylinder Lock	●	●	1 Star Security	3 Star Security
Locking type	2-Point Cable Operated	1-Point Mortice Lock	1-Point with 3-Point Option	3-Point Hook Locking
Standard Handle Colour(s)	Black	Black	Chrome, Black & White	All colour options
Extra Handle Colours	-	-	○	●
Passive Leaf Bolts	Rear Surface Fitted	Concealed	Concealed	Concealed & Long
Hinges	Fixed Stainless Steel	3D Adjustable	3D Adjustable	Slim 3D Adjustable
Insulation U-Value	-	-	2.8 W/m ² K	1.4 W/m ² K
Draught Resistant	-	-	●	●
Door Frame	50mm Steel	50mm Aluminium	50mm Aluminium	51mm Aluminium
Glazing	Perspex	Glass	Double Glazed	Double Glazed
Pull Bar Option	-	○	○	○
Garage Protect Security	-	-	○	●
Door Panel	Single-Skin Steel	Single-Skin Steel	Double Skin Insulated	Double Skin Insulated

Classic steel side hinged garage doors

The classic, un-insulated choice...

Classic steel side hinged doors are easy to operate and so simple. Doors are constructed with a single steel skin and steel frame and are also available with matching personnel side entrance doors.

Steel Side hinged garage doors are available 50:50 up to 10'0" wide. 2/3:1/3 opening up to 8'0" wide.

Made to last



The internal lock handle.



Side hinged, personnel and smart pass doors employ high grade corrosion protected hinges for smooth operation and elimination of leaf "sag".



All doors feature a strong sub-chassis with bracing plates to ensure rigidity of the door panel.



Standard doors have top and bottom cable operated lock latches to the active leaf and shoot bolts to the inactive leaf for dependable security.



Steel bracing gives side hinged doors a robust feel in every day use. The standard configuration shown uses twin latches on the active leaf and shoot bolts on the inactive leaf. Hold-open stays are available as an option.

Kingham



Harrowden with windows




Harrowden



Highworth



Highworth with windows



Plain



Waterford




Stockton Cross



Clear



Stippled



Black Mock

Window designs are all supplied with plastic Perspex in clear, stipple or black mock glazing with a choice of plain, Waterford or Stockton Cross designs.

Colour Options



Classic steel side hinged garage doors

Chester window designs are all supplied with plastic Perspex in clear, stipple or black mock glazing with a choice of plain, Waterford or Stockton Cross designs.

Asthall small rib vertical with windows



Asthall medium rib vertical with windows



Walgrave with windows



The inside of the door has no glazing.

Windows are black mock glazing.

Grendon



Colour Options



Horizontal Medium Rib



Horizontal Small Rib



Horizontal Wide Rib shown in Anthracite Grey



Vertical Small Rib



Matching personnel doors share the same quality construction and ease of use.

Vertical Wide Rib



Vertical Medium Rib



Pro side hinged garage doors

NEW



Door stays are an optional extra on double leaf doors.

The robust, un-insulated choice...

Pro side hinged doors combine a single skin steel door panel within an aluminium sub frame, all pre-hung in an aluminium frame. Pro side hinged garage doors are also available with matching personnel side entrance doors.



The hinges (black as standard) are adjustable in 3 directions, allowing for easy alignment of the leaves, should it be required.



Concealed shoot bolts at the top and bottom of the inactive leaf hold the door securely in place. The adjustable keeps allow for easy alignment of the leaf position for a precise fit.



Doors are available with a 15mm aluminium threshold as an optional extra.



As standard, every door has a robust black handle, latch and deadlock with an adjustable keep for precise latching and an internal thumb turn for effortless operation.



Double seals to the door leaf and frame help protect against the weather and limit dust and debris entering your garage.



A gasket between the door leaf frame and panel helps seal the door against the elements.

Steel bracing to the rear of the panels gives Pro side hinged garage doors good strength and. The black lever handle and thumb turn are neat and make opening and locking the door from inside simple. Matching side doors have the same construction. All doors also available 1/3:2/3 split, excluding doors with traditional windows, which are only available with a 50:50 split.



Pro side hinged garage doors are available up to 2750mm wide and 2350mm high.

Colour Options



PRO Vertical Small Rib



PRO Vertical Medium Rib



PRO Vertical Wide Rib



PRO Horizontal Small Rib



PRO Horizontal Medium Rib



PRO Horizontal Wide Rib



PRO Fairford Vertical



PRO Fairford Mid Rib Vertical
With D handle



PRO Fairford Horizontal Wide Rib
With D handle




PRO Asthall Small Rib



PRO Asthall Medium Rib



Chester window designs are all supplied with plastic Perspex in clear or stipple glazing with a choice of plain or Stockton Cross designs.



Pro20 side hinged garage doors



The secure, insulated choice...

Pro20 insulated doors have 20mm thick double skin insulated panels, mortice locking and 1-star security as standard. For added security, 3-Point hook locking is available as an option.

Panels are mounted in specially extruded aluminium surrounds and completed with an aluminium frame. All components are precision machined for the ideal combination of high-grade engineering, great performance and stunning good looks.



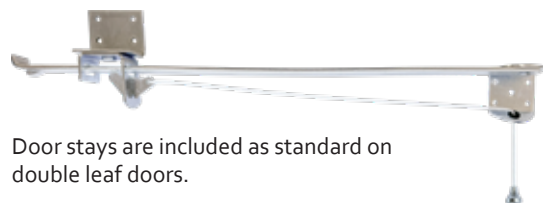
*At 2.8 (based on a 2250mm x 2040mm door), the Fort insulated door compares favourably to some types of double-glazed windows.



Anthracite Grey



Matching side doors are also available.



Door stays are included as standard on double leaf doors.

All doors also available 1/3:2/3 split, excluding doors with traditional windows, which are only available with a 50:50 split.



Doors have a very neat, flat inner face, free from joints.



As standard, every Pro20 door has a robust handle, latch and deadlock with an adjustable keep for precise latching and an internal thumb turn for effortless operation.



Concealed shoot bolts at the top and bottom of the inactive leaf hold the door securely in place. The adjustable keeps allow for easy alignment of the leaf position for a precise fit.



The Pro20 has a box profile threshold.



Double seals to the door leaf and frame help protect against the weather and limit dust and debris entering your garage.



A gasket between the door leaf frame and insulated panel further helps seal the door against the elements.



The Pro 20 has 1 star security - 1 star anti-snap Euro profile locking cylinder and single point mortice locking.



The Pro20 has a box profile threshold.



Pro20 colour matched hinges are adjustable in 3 directions, allowing for easy alignment of the leaves, should it be required.



Pro51 Therma side hinged garage doors



The ultimate secure, insulated choice...

The high performance side hinged garage door with unmatched thermal performance, strength and security with 51mm thick aluminium profile, thermally broken profiles with insulated panels, thermally broken frame and threshold and Garage-Protect 3-star security as standard.

Panels are mounted in specially extruded aluminium surrounds and completed with an aluminium frame. All components are precision machined for the ideal combination of high-grade engineering, great performance and stunning good looks.


*At 1.4 (based on a 2250mm x 2040mm door), the Fort insulated door compares favourably to some types of double-glazed windows.



Chartwell Green



Matching side doors are also available.



Door stays are included as standard on double leaf doors.

Doors have a very neat, flat inner face, free from joints.



All doors also available 1/3:2/3 split, excluding doors with traditional windows, which are only available with a 50:50 split.



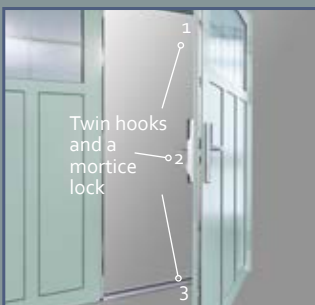
As standard, every door has a robust handle, latch and deadlock with an adjustable keep for precise latching and an internal thumb turn for effortless operation.



Concealed shoot bolts at the top and bottom of the inactive leaf hold the door securely in place. The adjustable keeps allow for easy alignment of the leaf position for a precise fit. Extra long throw shoot bolts add extra security and strength to the Pro Therma door.



Extra long throw shoot bolts add extra security and strength to the Pro Therma door.



Three point locking with mortice and twin hook locks is standard on the Pro 51 Therma. Shown here with the ERA Smart lock option.



Pro51 Therma doors have 3 star security - 3 star anti-snap Euro profile, security keys and three-point mortice and hook locking.



Double seals to the door leaf and frame help protect against the weather and limit dust and debris entering your garage.



A gasket between the door leaf frame and insulated panel further helps seal the door against the elements.



The Pro51 Therma has a polyisocyanurate thermal core for class-leading insulation with a thermally broken threshold, frame and door leaf, preventing energy loss by removing heat conducting bridges between the inside and outside of the door.



Pro51 Therma slimline 3D hinges adjust in 3 planes for easy leaf alignment.



The Pro51 Therma has a thermally broken lipped and ramped threshold for enhanced access, sealing and energy efficiency.



All designs available in Pro20 and Pro51 Therma

PRO Ledbury with stippled glazing



Shown with ERA smart lock & Pro51 Therma slim-line hinges

PRO Medium Rib with Traditional Windows



Chartwell Green

PRO Horizontal Medium Rib



Steel Blue

PRO Horizontal Wide Rib



Signal Blue

PRO Vertical Wide Rib



Dusty Grey

PRO Vertical Medium Rib



Anthracite Grey

PRO Taynton



Light Grey

PRO Solid with 1200mm pull bars



Ruby Red

(1600mm pull bars also available)



All styles are available with a traditional-style double glazed top section with colour matched inserts in stippled or clear glazing. Traditional glazing is only available on 50:50 split doors.



The paint finish is a highly-durable powdercoat ripple texture that gives an attractive finish with excellent resilience.

Colour Options

All designs available in Pro20 and Pro 51Therma

PRO Stanton



Cobalt Blue



All styles are available with a traditional-style double glazed top section with colour matched inserts in stippled or clear glazing. Traditional glazing is only available on 50:50 split doors.



The paint finish is a highly-durable powdercoat ripple texture that gives an attractive finish with excellent resilience.

PRO Bradwell



Anthracite Grey

PRO Square Porthole Glazing



Anthracite Grey



PRO Asthall Mid Rib Vertical



White

PRO Asthall Mid Rib Horizontal



White

PRO Asthall Wide Rib Vertical



White

PRO Asthall Wide Rib Horizontal



White

Colour Options

Pro20 & Pro 51Therma options

Handle Finish Options

Doors have a Chrome handle as standard, with white and black as a no-cost option.

The Pro51 Therma is available with the additional finish options shown as a no-cost option, Pro and Pro20 doors as a cost option:



D Handles

Stainless steel pull handles are a sleek alternative to the standard lever handle and are supplied with a ball catch and deadlock.

Available in two sizes:

- 1200mm
- 1600mm



3-Point Locking

For an added level of security on Pro20 doors, 3-point locking with twin hook locks, is available as an option. (Minimum over-frame height 1600mm.)



ERA Smart Locking

Era smart lock with fingerprint operation, key card operation and smart phone control via an app - the ultimate in security and convenience!



Key card operation.

Fingerprint operation.

Matching Side Doors

Matching side doors are also available for all double leaf garage doors.



Product Guarantees

In the unlikely event of a warranty claim, please contact your dealer that installed your garage door and supply them details of the serial number on the side or back of the garage door.

Your dealer will supply further details of the claim along with proof of purchase to the warranty department at Fort Doors.

Warranty period

A warranty covering the safe and reliable operation of the Fort Doors garage door for a period of 10 years from the date of purchase is given to the original purchaser, this warranty is for help and advice on the safety and reliability of the product and identifying parts and consumables in the event of a failure.

Product Guarantee

The standard guarantee of 2 years is given to the holder of the product that covers all parts and the panel providing the serial number is readable, intact and in place. Factory applied paint finishes have 2 years on steel doors that have standard colours applied, special non-standard colours are excluded.

The product is given a 2-year warranty for the following item – springs; tracks; rollers; hinges and locking for normal use whereby normal use consists of no more than 5 operations (open/ close) per day. We recommend the product is inspected and serviced annually by a competent engineer from the garage door industry, the warranty for parts replaced by an engineer or for supply only is 6 months or for the remainder of the warranty period. All cables are excluded from the warranty given.

If warranty work is carried out the product guarantee does not extend past the anniversary of installation / supply date.

Requirements

Warranties are valid in the UK only for European countries contact your dealer.

The product must have been purchased through one of our authorised partners

and a serial number and receipt of purchase provided.

The warranty only covers damage to the garage door in the unlikely event of a failure, no surrounding items are covered.

Performance

During the warranty period we will rectify defects to the Fort product that can be proved to be material or manufacturing faults. At our discretion we will either exchange; repair or reduce the price. we will not accept any costs for dismantling; installation or delivery.

Warranty exclusions.

Doors must be inspected on delivery and are only to be signed for once you are satisfied with the condition, please do not accept any item you are not satisfied with. You have 3 days from receipt of the item to inform us of any issues. By installing the garage door, the customer acknowledges and accepts the condition of the door as it stands post-delivery, no claim for damage will be accepted once the item has been installed.

Improper transport; fitting and adjustment.

Repairs by non-qualified or non-competent individuals.

External influences such as fire, water, alkaline solutions, acid, bird droppings or abnormal atmospheric pollution.

The use of non-Fort Doors parts without the approval of the manufacturer.

Damage caused in general use after delivery.

All cables have a limited warranty of 2 years for parts only, cables should be checked regularly and adjusted by a recognised installer, a list of service engineers is available from the Fort customer service department. Failure to inspect, adjust or replace damaged cables early can cause a terminal failure of the product and prevent entry into the garage.

Painted doors give an outstanding finish compared to hand painted doors however they can be scratched or chipped by everyday use, refer to the

internal label for care and maintenance of your door, The paint finish is cosmetic and the front panel should be uniform when viewed from 3 meters distance, we offer a 2 year warranty against paint failure, minor blemishes in the finish are inevitable. The rear of the door will not enjoy such a uniform finish by its nature and will have a different level of coating due to the manufacturing process however this does not affect the performance of the product and all doors are supplied galvanized and Painted or galvanized only giving outstanding external use.

The rolling or pressing of steel panels during manufacturing may cause distortion in the steel and while every effort is made to keep this to a minimum, Inevitably some distortion will remain, The powder coating process may make this slight distortion more apparent, Especially under certain lighting conditions.

Doors fitted within 250m of the coast line (where the beach ends and the land begins) and inland estuary are exempt from the paint finish warranty and we recommend a GRP Composite material.

Additional information.

It is a fundamental condition of this guarantee that the product has been installed, maintained, cleaned and serviced correctly and is used solely for which it was designed.

Incorrect installation, maintenance and service will invalidate the warranty.

The door must be kept in a clean condition and free from impact damage, any areas of paint damage must be dressed with touch up paint as soon as possible.

We strongly advise that you do not book an installer or remove your existing door until your goods have arrived and have been checked. We are not liable for any installation costs, consequential losses for time, travel costs, costs due to transport damage on arrival or compensation in any way. We require to be notified of any damaged goods within 48 hours of arrival.



Front Door?

Ask for a copy of the Fort front door brochure - page after page of traditional and contemporary front doors...

Front Door range guide



The Complete Solution



BRITISH MADE
BRITISH OWNED



JANUARY 2025

